

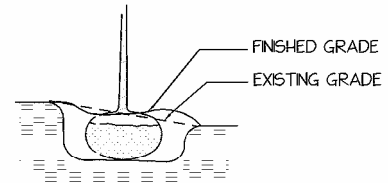
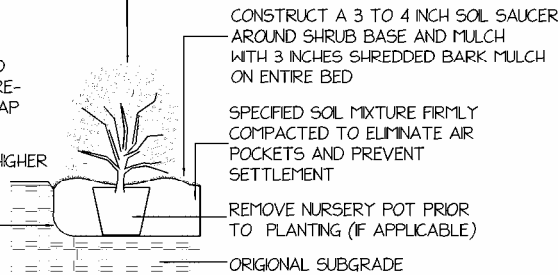


PRUNE DAMAGED OR OBJECTIONABLE BRANCHES IN SUCH A MANNER AS TO PRESERVE THE NATURAL CHARACTER OF THE PLANT

PLANTING METHOD ILLUSTRATED SHALL APPLY EQUALLY TO BARE-ROOT STOCK & BALLED & BURLAP STOCK

SET SHRUBS AT OR SLIGHTLY HIGHER THAN SURROUNDING GRADE

SCARIFY & IRRIGATE INSIDE OF SHRUB PLANTING PIT PRIOR TO PLANTING



SHRUB PLANTING DETAIL
TYPICAL INSTALLATION

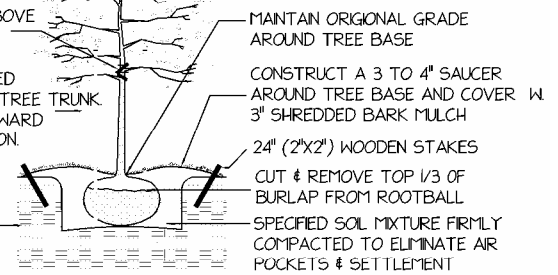
DECIDUOUS TREE PLANTING ON A GRADE
TYPICAL INSTALLATION - 3" CALIPER OR LESS

SET TREE AT OR SLIGHTLY HIGHER THAN FINISHED GRADE

RUBBER HOSE LOOPED ABOVE FIRST MAIN BRANCH

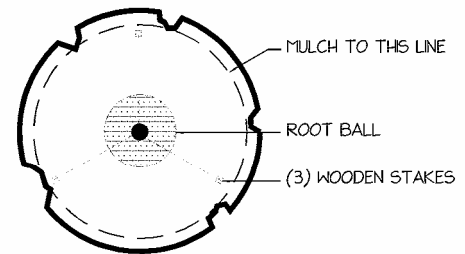
GALVANIZED WIRE ENCLOSED IN RUBBER HOSE AROUND TREE TRUNK. PULL ANGLED STAKES TOWARD TRUNK TO PROVIDE TENSION.

UNDISTURBED ORIGINAL SOIL



DECIDUOUS TREE PLANTING DETAIL
TYPICAL INSTALLATION - 3" CALIPER OR LESS

- Balled and burlapped material should be handled as little as possible. A loose root ball can result in plant loss.
- Do not disturb burlap, twine or wire basket on ball until plant is planted and staked (if tree). Then cut and Remove twine and top loops of wire basket, slice burlap for better water penetration. On trees, wrap trunk with tree wrap from the bottom up.
- Allow tree wrap and stakes to remain on tree for one (1) year- then remove.
- Top of root ball should be level with surrounding grade. See drawings for planting on level or slope.
- Soil mix should consist of 20% peat moss or compost and 80% good soil from the hole. Do not use bagged soil in place of soil from the hole unless soil is very poor. Do not use less than 50% soil from the hole. Superphosphate and an organic fertilizer should be added. See sales person for amounts.
- Saucer mulch planting areas 3-4" deep. Do not put mulch against trunk.
- Water heavily after planting. On trees- 20 to 50 gallons, on shrubs- 10 to 30 gallons. Thereafter, keep soil moist, but do not allow roots to be constantly wet. (Rule of thumb- trees twice a week for 1st 2 weeks, then once a week for 6 weeks. Shrubs 2 to 3 times a week for 8 weeks.) Water needs vary with soil type and other factor. Please ask us about watering! More plants are lost from too much or too little water then all other reasons combined.



PLAN VIEW TREE PLANTING
TYPICAL INSTALLATION - 3" CALIPER OR LESS



If you have any questions please contact us!